

TOCA-1 Antibody

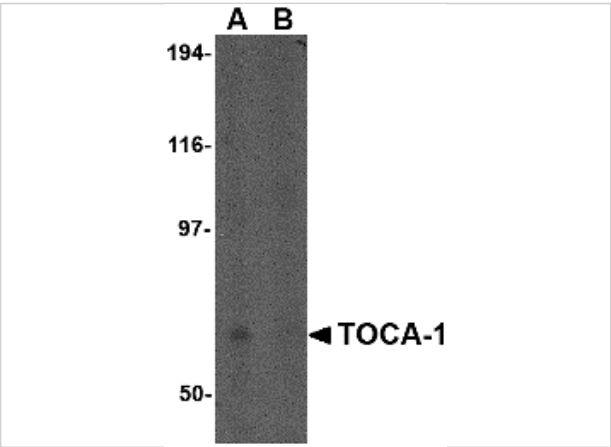
CATALOG NUMBER: 4375

Specifications

Host Species	Rabbit
Species Reactivity	Human, Mouse, Rat
Immunogen	TOCA-1 antibody was raised against a 15 amino acid synthetic peptide near the amino terminus of the human TOCA-1. The immunogen is located within amino acids 40 - 90 of TOCA-1.
Conjugate	Unconjugated
Tested Applications	ELISA, IF, IHC-P, WB
User Note	Optimal dilutions for each application to be determined by the researcher.

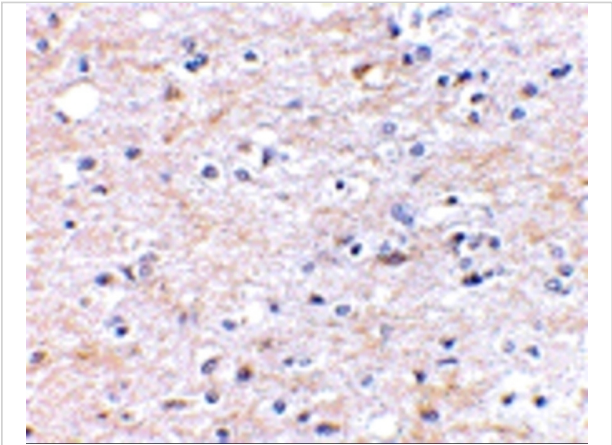
Properties

Purification	TOCA-1 Antibody is affinity chromatography purified via peptide column.
Clonality	Polyclonal
Isotype	IgG
Physical State	Liquid
Buffer	TOCA-1 Antibody is supplied in PBS containing 0.02% sodium azide.
Concentration	1 mg/mL
Storage Conditions	TOCA-1 antibody can be stored at 4°C for three months and -20°C, stable for up to one year. As with all antibodies care should be taken to avoid repeated freeze thaw cycles. Antibodies should not be exposed to prolonged high temperatures.



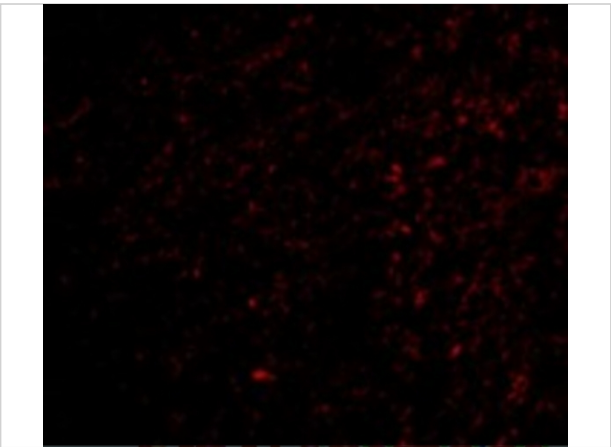
TOCA-1 Antibody 1

Western blot analysis of TOCA-1 in human brain tissue lysate in (A) the absence and (B) the presence of blocking peptide with TOCA-1 antibody at 0.5 µg/mL.



TOCA-1 Antibody 2

Immunohistochemical staining of human brain tissue using TOCA-1 antibody at 2.5 µg/mL.



TOCA-1 Antibody 3

Immunofluorescence of TOCA-1 in Human Brain cells with TOCA-1 antibody at 20 µg/mL.

Disclaimer

Disclaimer	Optimal dilutions/concentrations should be determined by the end user. The information provided is a guideline for product use. This product is for research use only.
------------	--

For research use only. For additional information, visit ProSci's [Terms and Conditions Page](#).