



ProSci Incorporated
12170 Flint Place
Poway, CA 92064, USA
prosci-inc.com

P: +1 (888) 513-9525
Local: +1 (858) 513-2638
Fax: +1 (858) 513-2692

customercare@prosci-inc.com
techsupport@prosci-inc.com

B7H3 Antibody [10G6]

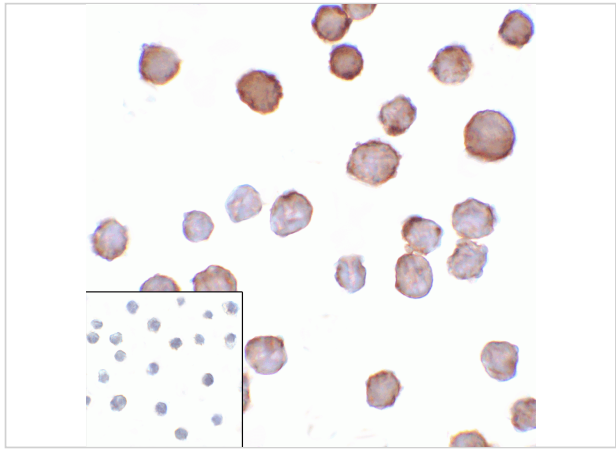
CATALOG NUMBER: RF16095

Specifications

Host Species	Mouse
Species Reactivity	Human
Immunogen	B7-H3 antibody was raised against the extracellular domain of human B7-H3
Conjugate	Unconjugated
Tested Applications	ELISA, Flow, ICC, IF, IHC-P
User Note	Optimal dilutions for each application to be determined by the researcher.

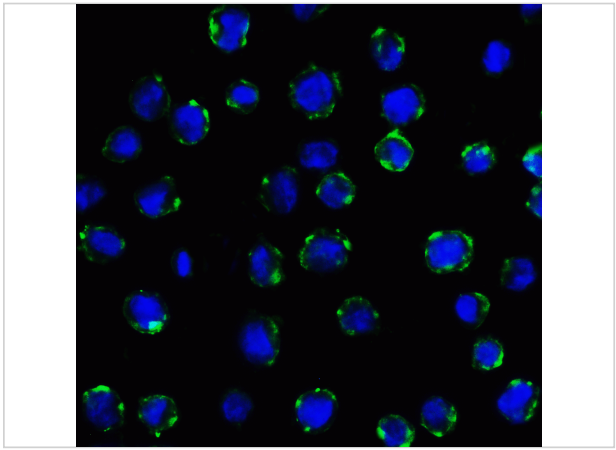
Properties

Purification	B7-H3 Antibody is supplied as protein A purified IgG1.
Clonality	Monoclonal
Isotype	IgG1,k
Physical State	Liquid
Buffer	B7-H3 Antibody is supplied in PBS containing 0.02% sodium azide and 50% glycerol.
Concentration	1 mg/mL
Storage Conditions	B7-H3 antibody can be stored at 4°C for three months and -20°C, stable for up to one year. As with all antibodies care should be taken to avoid repeated freeze thaw cycles. Antibodies should not be exposed to prolonged high temperatures.



B7H3 Antibody [10G6] 1

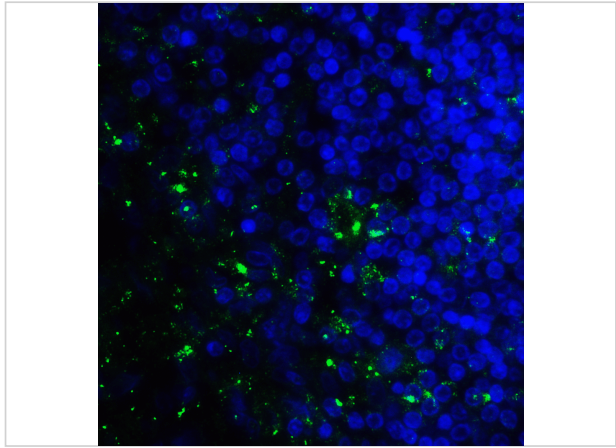
Immunocytochemistry of B7-H3 in HEK293 cells using B7-H3 antibody and control mouse IgG antibody (left corner box) at 1 µg/ml.



B7H3 Antibody [10G6] 2

Immunofluorescence of B7-H3 in HEK293 cells using B7-H3 Antibody at 5 µg/ml.

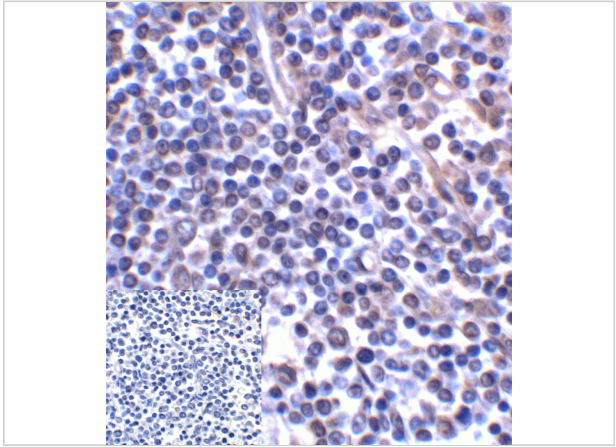
Green: B7-H3 Antibody [10G6] (RF16095)
Blue: DAPI staining



B7H3 Antibody [10G6] 3

Immunofluorescence of B7-H3 in human colon carcinoma tissue cells using B7-H3 Antibody at 10 µg/ml.

Green: B7-H3 Antibody [10G6] (RF16095)
Blue: DAPI staining



B7H3 Antibody [10G6] 4

Immunohistochemistry of B7-H3 in human colon carcinoma tissue using B7-H3 Antibody and control mouse IgG (corner box) at 2 µg/ml.

Disclaimer

Disclaimer	Optimal dilutions/concentrations should be determined by the end user. The information provided is a guideline for product use. This product is for research use only.
------------	--

For research use only. For additional information, visit ProSci's [Terms and Conditions Page](#).