



ProSci Incorporated
12170 Flint Place
Poway, CA 92064, USA
prosci-inc.com

P: +1 (888) 513-9525
Local: +1 (858) 513-2638
Fax: +1 (858) 513-2692

customercare@prosci-inc.com
techsupport@prosci-inc.com

TIGIT Antibody [4A10]

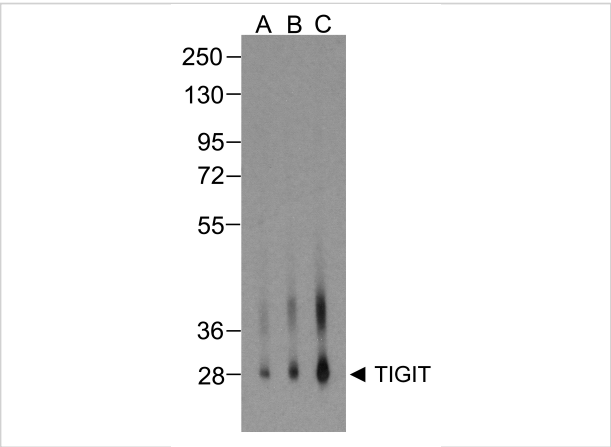
CATALOG NUMBER: RF16054

Specifications

Host Species	Mouse
Species Reactivity	Human
Immunogen	TIGIT antibody was raised against the extracellular domain of human TIGIT
Conjugate	Unconjugated
Tested Applications	ELISA, Flow, ICC, IF, IHC-P, WB
User Note	Optimal dilutions for each application to be determined by the researcher.
Predicted Molecular Weight	Predicted: 26 kDa Observed: 47 kDa

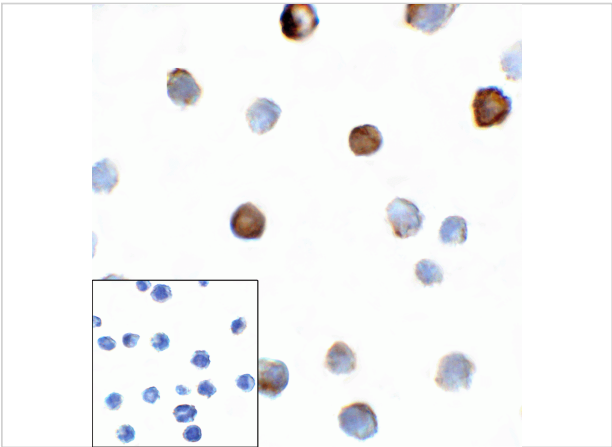
Properties

Purification	TIGIT Antibody is supplied as protein A purified IgG1.
Clonality	Monoclonal
Isotype	IgG1
Physical State	Liquid
Buffer	TIGIT Antibody is supplied in PBS containing 0.02% sodium azide and 50% glycerol.
Concentration	1 mg/mL
Storage Conditions	TIGIT antibody can be stored at 4°C for three months and -20°C, stable for up to one year. As with all antibodies care should be taken to avoid repeated freeze thaw cycles. Antibodies should not be exposed to prolonged high temperatures.



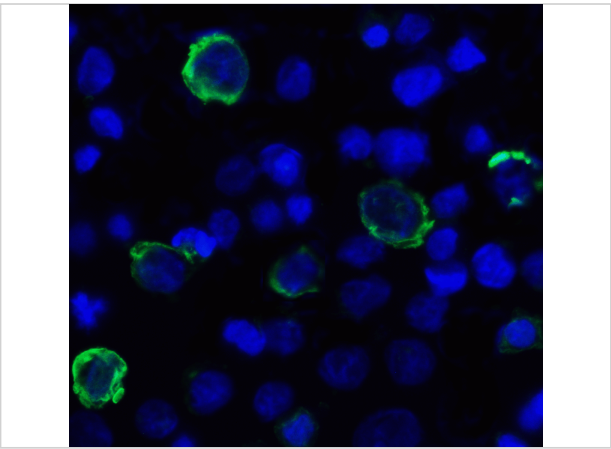
TIGIT Antibody [4A10] 1

Western blot analysis of TIGIT in over expressing HEK293 cells using RF16054 antibody at (A) 0.25 µg/ml , (B) 0.5 µg/ml, and (C) 1 µg/ml.



TIGIT Antibody [4A10] 2

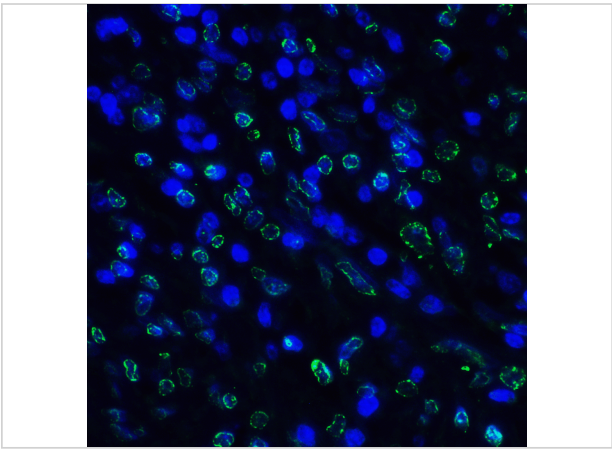
Immunocytochemistry of TIGIT in over expressing HEK293 cells using TIGIT antibody and control mouse IgG antibody (left corner box) at 1 µg/ml.



TIGIT Antibody [4A10] 3

Immunofluorescence of TIGIT in over expressing HEK293 cells using TIGIT Antibody at 1 µg/ml.

Green: TIGIT Antibody [4A10] (RF16054)
Blue: DAPI staining



TIGIT Antibody [4A10] 4

Immunofluorescence of TIGIT in human stomach carcinoma tissue using TIGIT Antibody at 5 µg/ml.

Green: TIGIT Antibody [4A10] (RF16054)
Blue: DAPI staining

Disclaimer

Disclaimer	Optimal dilutions/concentrations should be determined by the end user. The information provided is a guideline for product use. This product is for research use only.
------------	--

For research use only. For additional information, visit ProSci's [Terms and Conditions Page](#).