

## NogoA Antibody

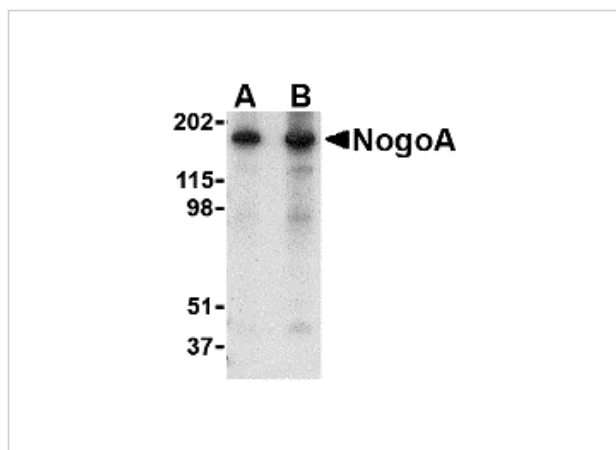
CATALOG NUMBER: 4087

### Specifications

Host Species	Rabbit
Species Reactivity	Human, Mouse, Rat
Immunogen	NogoA antibody was raised against a 23 amino acid synthetic peptide from near the amino terminus of human NogoA. The immunogen is located within the first 50 amino acids of NogoA.
Conjugate	Unconjugated
Tested Applications	ELISA, IF, IHC-P, WB
User Note	Optimal dilutions for each application to be determined by the researcher.
Specificity	At least five isoforms of Nogo are known to exist; this antibody is specific for NogoA.

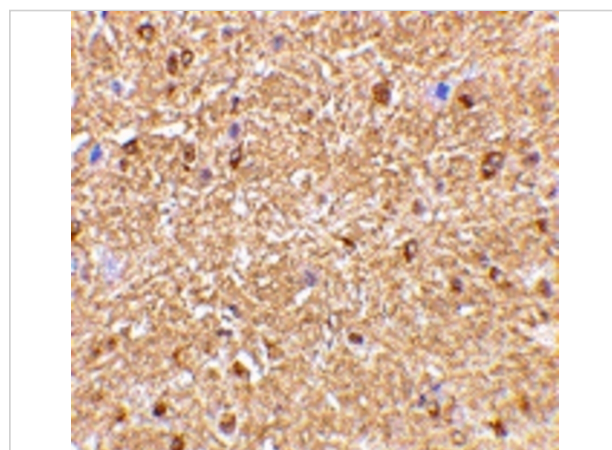
### Properties

Purification	NogoA Antibody is affinity chromatography purified via peptide column.
Clonality	Polyclonal
Isotype	IgG
Physical State	Liquid
Buffer	NogoA Antibody is supplied in PBS containing 0.02% sodium azide.
Concentration	1 mg/mL
Storage Conditions	NogoA antibody can be stored at 4°C for three months and -20°C, stable for up to one year. As with all antibodies care should be taken to avoid repeated freeze thaw cycles. Antibodies should not be exposed to prolonged high temperatures.



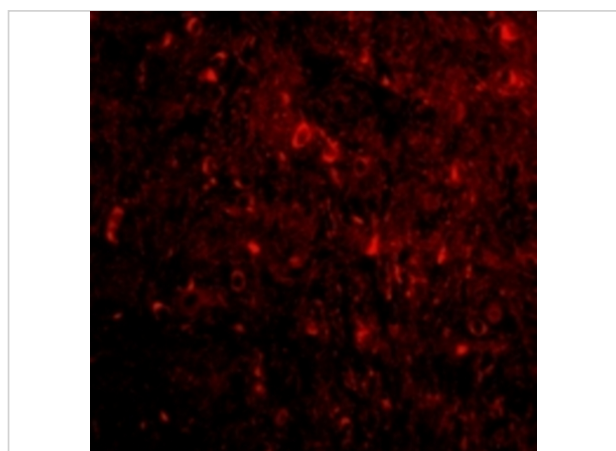
## NogoA Antibody 1

Western blot analysis of NogoA in mouse brain tissue lysate with NogoA antibody at (A) 0.5 and (B) 1  $\mu\text{g/mL}$ .



## NogoA Antibody 2

Immunohistochemistry of NogoA in mouse brain tissue with NogoA antibody at 2.5  $\mu\text{g/mL}$ .



## NogoA Antibody 3

Immunofluorescence of NogoA in Mouse Brain cells with NogoA antibody at 20  $\mu\text{g/mL}$ .

## Disclaimer

### Disclaimer

Optimal dilutions/concentrations should be determined by the end user. The information provided is a guideline for product use. This product is for research use only.

For research use only. For additional information, visit ProSci's [Terms and Conditions Page](#).