

## TMPRSS2 (CT) Antibody

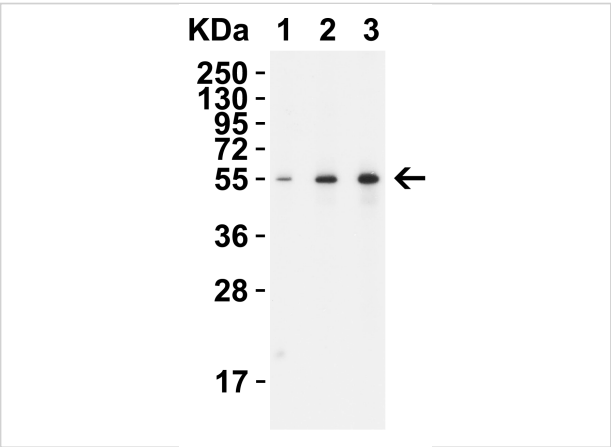
CATALOG NUMBER: 9569

### Specifications

Host Species	Rabbit
Species Reactivity	Human, Mouse, Rat
Homology	Predicted species reactivity based on immunogen sequence: Monkey (100%); Gorilla (100%); Cat (92%).
Immunogen	Anti-TMPRSS2 antibody ( <b>9569</b> ) was raised against a peptide corresponding to 12 amino acids near the carboxyl terminus of human TMPRSS2. The immunogen is located within the last 50 amino acids of TMPRSS2.
Conjugate	Unconjugated
Tested Applications	ELISA, IF, WB
User Note	Optimal dilutions for each application to be determined by the researcher.
Predicted Molecular Weight	Predicted: 54kD Observed: 54 kD

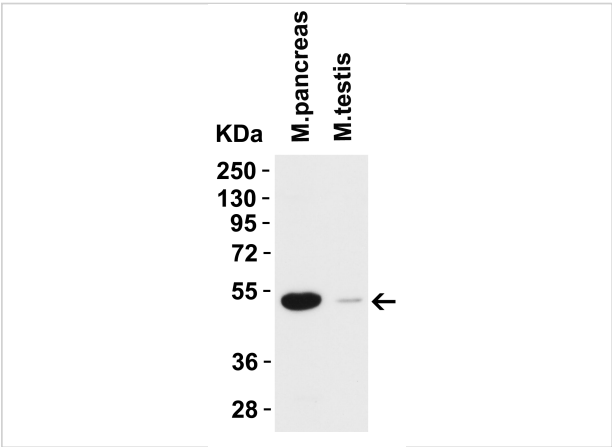
### Properties

Purification	TMPRSS2 Antibody is affinity chromatography purified via peptide column.
Clonality	Polyclonal
Isotype	IgG
Physical State	Liquid
Buffer	TMPRSS2 Antibody is supplied in PBS containing 0.02% sodium azide.
Concentration	1 mg/mL
Storage Conditions	TMPRSS2 antibody can be stored at 4°C for three months and -20°C, stable for up to one year. As with all antibodies care should be taken to avoid repeated freeze thaw cycles. Antibodies should not be exposed to prolonged high temperatures.



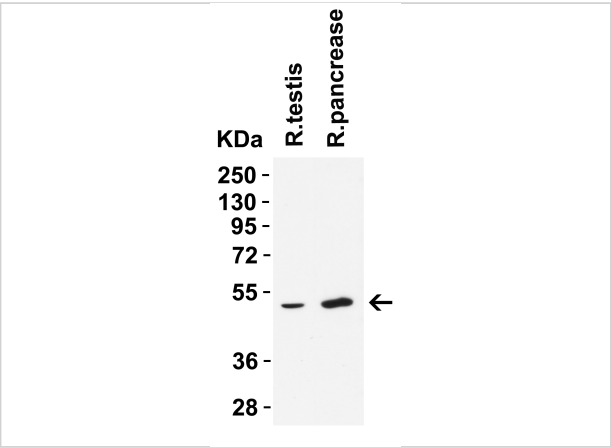
### TMPRSS2 (CT) Antibody 1

**Figure 1 WB Validation in Human Testis**  
 Loading: 15 µg of lysate Antibodies: TMPRSS2 9569, 1 h incubation at RT in 5% NFDM/TBST. Secondary: Goat Anti-Rabbit IgG HRP conjugate ...



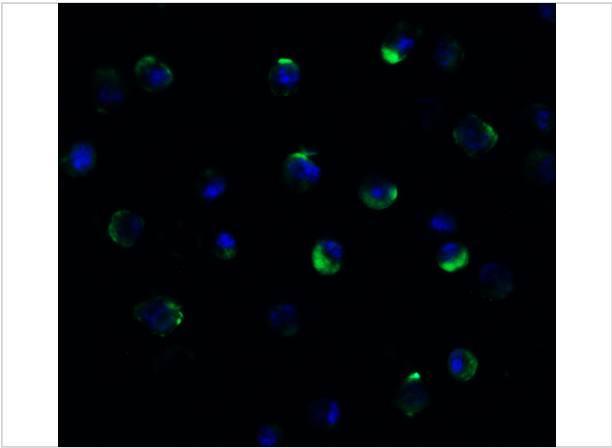
### TMPRSS2 (CT) Antibody 2

**Figure 2 Western Blot Validation in Mouse Tissues**  
 Loading: 15 µg of lysates per lane. Antibodies: TMPRSS2 9569, 2 µg/mL, 1h incubation at RT in 5% NFDM/TBST. Secondary: Goat anti...



### TMPRSS2 (CT) Antibody 3

**Figure 3 Western Blot Validation in Rat Tissues**  
 Loading: 15 µg of lysates per lane. Antibodies: TMPRSS2 9569, 2 µg/mL, 1h incubation at RT in 5% NFDM/TBST. Secondary: Goat anti-ra...



### TMPRSS2 (CT) Antibody 4

**Figure 4 Immunofluorescence Validation of TMPRSS2 in A549 Cells**  
 Immunofluorescent analysis of 4% paraformaldehyde-fixed A549 cells labeling TMPRSS2 with 9569 at 20 µg/mL, follo...

## Disclaimer

<b>Disclaimer</b>	Optimal dilutions/concentrations should be determined by the end user. The information provided is a guideline for product use. This product is for research use only.
-------------------	--

For research use only. For additional information, visit ProSci's [Terms and Conditions Page](#).