

SARS-CoV-2 (COVID-19) Membrane Antibody

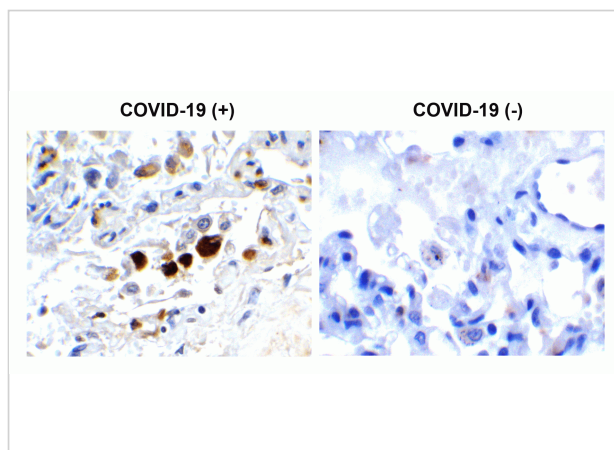
CATALOG NUMBER: 9157

Specifications

Host Species	Rabbit
Species Reactivity	Virus
Homology	Predicted reactivity based on immunogen sequence: SARS-CoV Matrix protein: (100%)
Immunogen	Anti-SARS-CoV-2 (COVID-19) Membrane antibody (9157) was raised against a peptide corresponding to 13 amino acids near the center of SARS-CoV-2 (COVID-19) Membrane protein. The immunogen is located between 130-180 amino acids of the SARS-CoV-2 (COVID-19) Membrane protein.
Conjugate	Unconjugated
Tested Applications	ELISA, IHC, WB
User Note	Optimal dilutions for each application to be determined by the researcher.

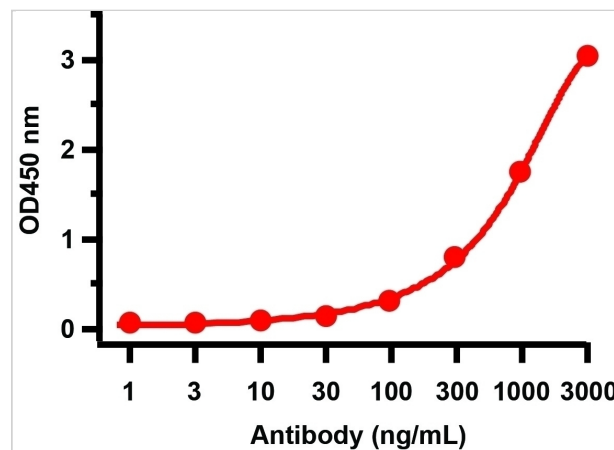
Properties

Purification	SARS-CoV-2 (COVID-19) Membrane Antibody is affinity chromatography
Clonality	Polyclonal
Isotype	IgG
Physical State	Liquid
Buffer	SARS-CoV-2 (COVID-19) Membrane Antibody is supplied in PBS containing 0.02% sodium azide.
Concentration	1 mg/mL
Storage Conditions	SARS-CoV-2 (COVID-19) Membrane antibody can be stored at 4°C up to one year. Antibodies should not be exposed to prolonged high temperatures.



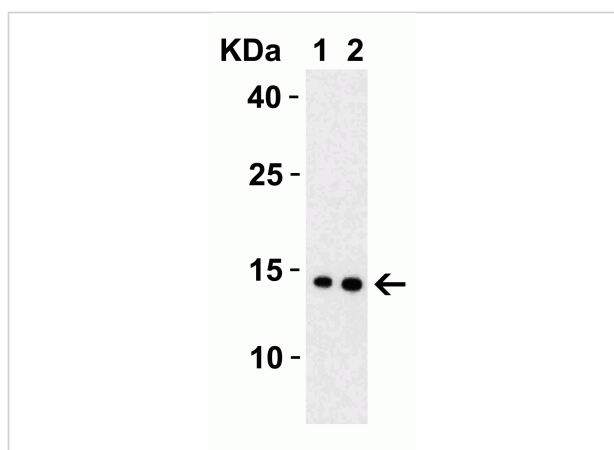
SARS-CoV-2 (COVID-19) Membrane Antibody 1

Figure 1 Immunohistochemistry Validation of SARS-CoV-2 (COVID-19) Membrane in COVID-19 Patient Lung
Immunohistochemical analysis of paraffin-embedded COVID-19 patient lung tiss...



SARS-CoV-2 (COVID-19) Membrane Antibody 2

Figure 2 ELISA Validation with SARS-CoV-2 (COVID-19) Membrane Protein
Antibodies: SARS-CoV-2 (COVID-19) Membrane Antibody, 9157. A direct ELISA was performed using SARS-CoV-2...



SARS-CoV-2 (COVID-19) Membrane Antibody 3

Figure 3 Western Blot Validation with SARS-CoV-2 (COVID-19) Membrane Protein
Loading: 30 ng per lane of SARS-CoV-2 (COVID-19) membrane protein (10-429).Antibodies: SARS-CoV-2 (C...

Disclaimer

Disclaimer

Optimal dilutions/concentrations should be determined by the end user. The information provided is a guideline for product use. This product is for research use only.

For research use only. For additional information, visit ProSci's [Terms and Conditions Page](#).