

Vinculin Antibody

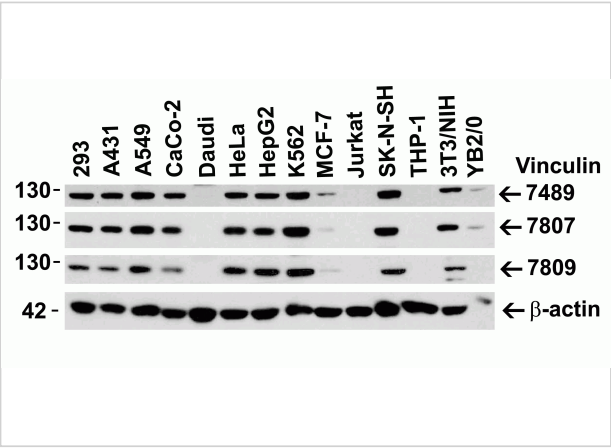
CATALOG NUMBER: 7809

Specifications

Host Species	Rabbit
Species Reactivity	Human, Mouse, Rat
Homology	Predicted species reactivity based on immunogen sequence: Pig: (100%)
Immunogen	Anti-Vinculin antibody (7809) was raised against a peptide corresponding to 23 amino acids near the center of human Vinculin. <
Conjugate	Unconjugated
Tested Applications	ELISA, ICC, IF, WB
User Note	Optimal dilutions for each application to be determined by the researcher.
Specificity	Vinculin antibody is human, mouse and rat reactive. At least three isoforms of Vinculin are known to exist.
Predicted Molecular Weight	Predicted: 124kD Observed: 124kD

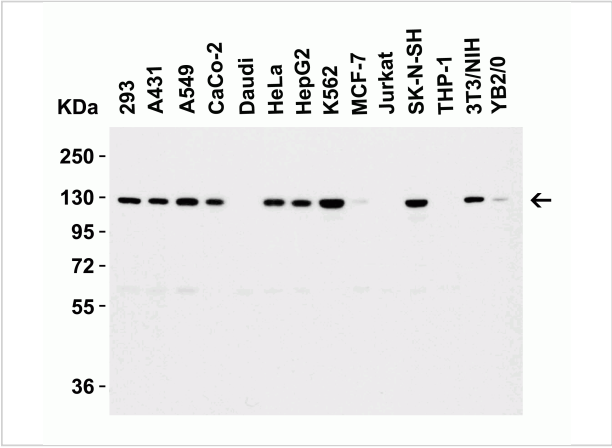
Properties

Purification	Vinculin antibody is affinity chromatography purified via peptide column.
Clonality	Polyclonal
Isotype	IgG
Physical State	Liquid
Buffer	Vinculin antibody is supplied in PBS containing 0.02% sodium azide.
Concentration	1 mg/mL
Storage Conditions	Vinculin antibody can be stored at 4°C for three months and -20°C, stable for up to one year.



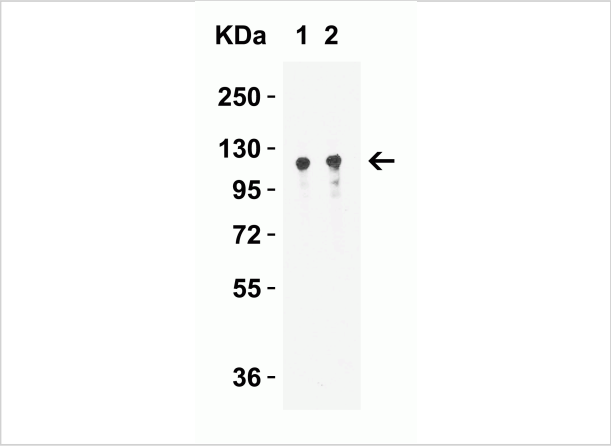
Vinculin Antibody 1

Figure 1 Independent Antibody Validation (IAV) via Protein Expression Profile in Human, Mouse and Rat Cell Lines
 Loading: 15 µg of lysates per lane. Antibodies: Vinculin 7489 (2 ...




Vinculin Antibody 2

Figure 2 Western Blot Validation in Human, Mouse and Rat Cell Lines
 Loading: 15 µg of lysates per lane. Antibodies: Vinculin 7809 (1 µg/mL), 1h incubation at RT in 5% NFDm/TBST...



Vinculin Antibody 3

Figure 3 Western Blot Validation in PC3 Cell Lysate
 Loading: 15 µg of lysates per lane. Antibodies: Vinculin 7809 (Lane 1: 0.5 µg/mL and Lane 2: 1 µg/mL), 1h incubation at RT i...



Vinculin Antibody 4

Figure 4 Immunocytochemistry Validation of Vinculin in Jurkat Cells
 Immunocytochemical analysis of Jurkat cells using anti-Vinculin antibody (7809) at 5 µg/mL. Cells was fixed w...

Disclaimer

Disclaimer

Optimal dilutions/concentrations should be determined by the end user. The information provided is a guideline for product use. This product is for research use only.