

FOXP3 Antibody

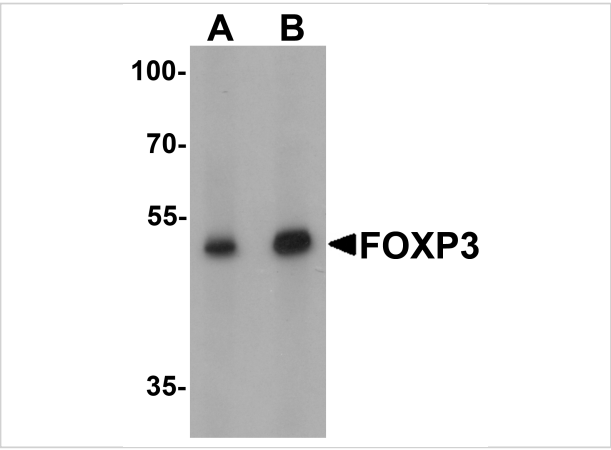
CATALOG NUMBER: 7187

Specifications

Host Species	Rabbit
Species Reactivity	Human, Mouse, Rat
Immunogen	Rabbit polyclonal FOXP3 antibody was raised against a 15 amino acid peptide near the carboxy terminus of human FOXP3. The immunogen is located within the last 50 amino acids of FOXP3.
Conjugate	Unconjugated
Tested Applications	ELISA, IF, IHC-P, WB
User Note	Optimal dilutions for each application to be determined by the researcher.
Predicted Molecular Weight	Predicted: 47 kDa

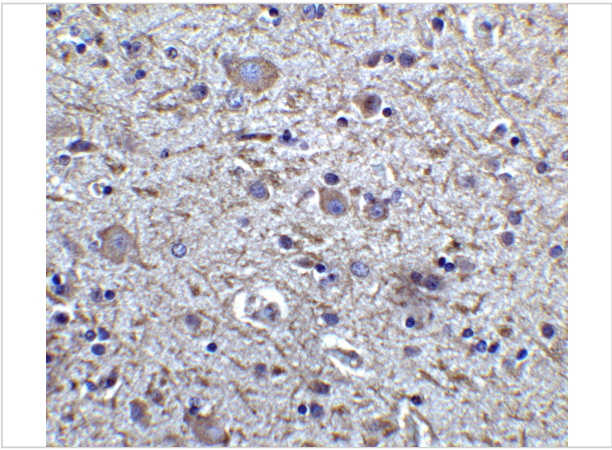
Properties

Purification	FOXP3 Antibody is affinity chromatography purified via peptide column.
Clonality	Polyclonal
Isotype	IgG
Physical State	Liquid
Buffer	FOXP3 Antibody is supplied in PBS containing 0.02% sodium azide.
Concentration	1 mg/mL
Storage Conditions	FOXP3 antibody can be stored at 4°C for three months and -20°C, stable for up to one year.



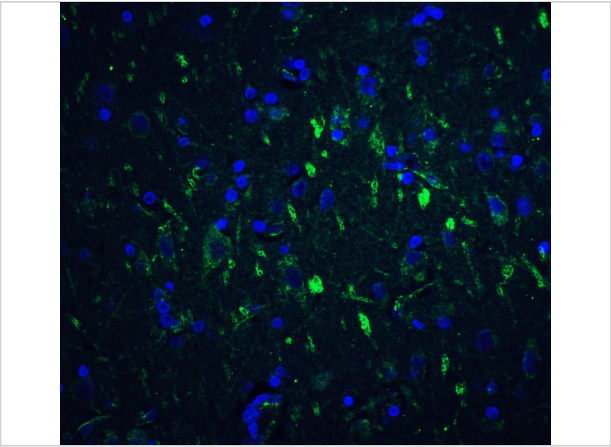
FOXP3 Antibody 1

Western blot analysis of FOXP3 in A549 cell lysate with FOXP3 antibody at (A) 1 and (B) 2 µg/mL.



FOXP3 Antibody 2

Immunohistochemistry of FOXP3 in human brain tissue with FOXP3 antibody at 5 µg/mL.



FOXP3 Antibody 3

Immunofluorescence of FOXP3 in human brain tissue with FOXP3 antibody at 20 µg/mL.

Green: FOXP3 Antibody (7187)
Blue: DAPI staining

Disclaimer

Disclaimer	Optimal dilutions/concentrations should be determined by the end user. The information provided is a guideline for product use. This product is for research use only.
-------------------	--

For research use only. For additional information, visit ProSci's [Terms and Conditions Page](#).