

## TRIAD3A Antibody

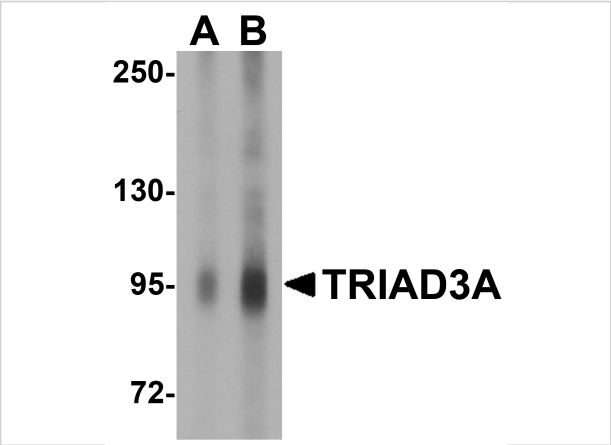
CATALOG NUMBER: 3371

### Specifications

|                            |  |
|----------------------------|--|
| Host Species               | Rabbit   |
| Species Reactivity         | Human, Mouse   |
| Immunogen                  | TRIAD3A antibody was raised against a peptide corresponding to 15 amino acids near the amino-terminus of mouse TRIAD3A.<br>The immunogen is located within amino acids 120 - 170 of TRIAD3A. |
| Conjugate                  | Unconjugated   |
| Tested Applications        | ELISA, IF, IHC-P, WB   |
| User Note                  | Optimal dilutions for each application to be determined by the researcher.   |
| Predicted Molecular Weight | Predicted: 95 kDa<br>Observed: 95 kDa  |

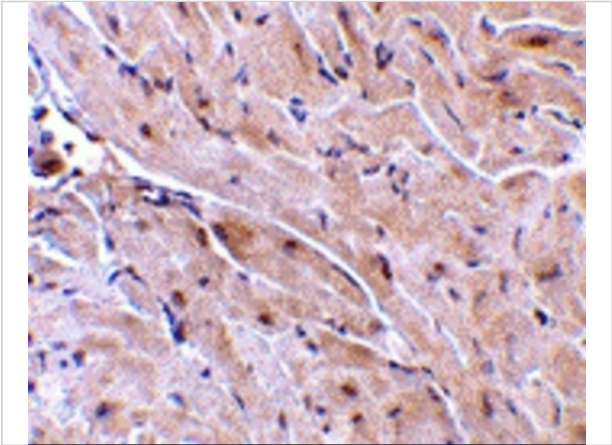
### Properties

|                    |   |
|--------------------|---|
| Purification       | TRIAD3A Antibody is Ion exchange chromatography purified.   |
| Clonality          | Polyclonal  |
| Isotype            | IgG   |
| Physical State     | Liquid  |
| Buffer             | TRIAD3A Antibody is supplied in PBS containing 0.02% sodium azide.  |
| Concentration      | 1 mg/mL   |
| Storage Conditions | TRIAD3A antibody can be stored at 4°C for three months and -20°C, stable for up to one year. As with all antibodies care should be taken to avoid repeated freeze thaw cycles. Antibodies should not be exposed to prolonged high temperatures. |



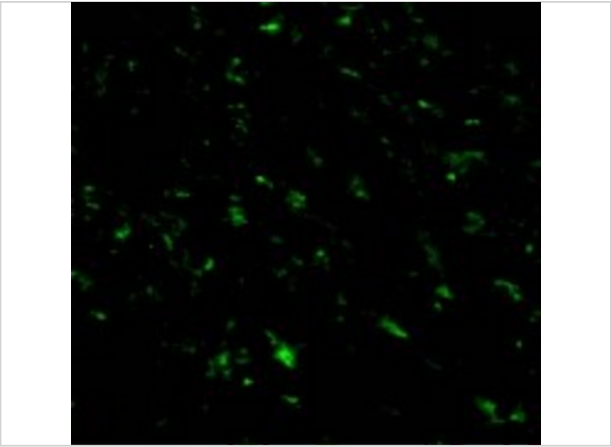
TRIAD3A Antibody 1

Western blot analysis of TRIAD3A in mouse heart tissue lysate with TRIAD3A antibody at (A) 1 and (B) 2 µg/mL.



TRIAD3A Antibody 2

Immunohistochemistry of TRIAD3A in mouse heart with TRIAD3A antibody at 10 µg/mL.



TRIAD3A Antibody 3

Immunofluorescence of TRIAD3A in Mouse Heart cells with TRIAD3A antibody at 20 µg/mL.

Disclaimer

|            |  |
|------------|--|
| Disclaimer | Optimal dilutions/concentrations should be determined by the end user. The information provided is a guideline for product use. This product is for research use only. |
|------------|--|

For research use only. For additional information, visit ProSci's [Terms and Conditions Page](#).