

NPAS3 Antibody

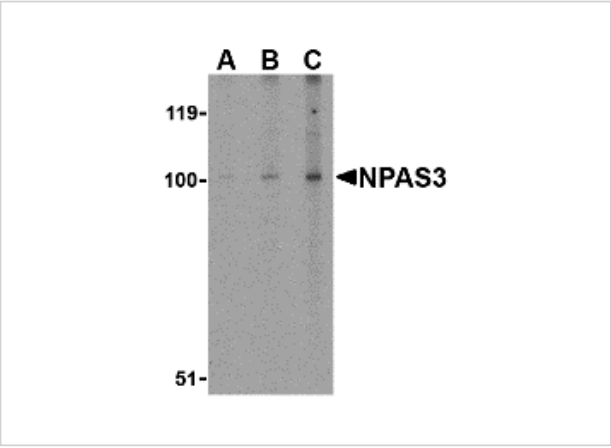
CATALOG NUMBER: 4109

Specifications

Host Species	Rabbit
Species Reactivity	Human, Mouse, Rat
Immunogen	NPAS3 antibody was raised against a 28 amino acid synthetic peptide from near the center of human NPAS3. The immunogen is located within amino acids 470 - 520 of NPAS3.
Conjugate	Unconjugated
Tested Applications	ELISA, IF, IHC-P, WB
User Note	Optimal dilutions for each application to be determined by the researcher.

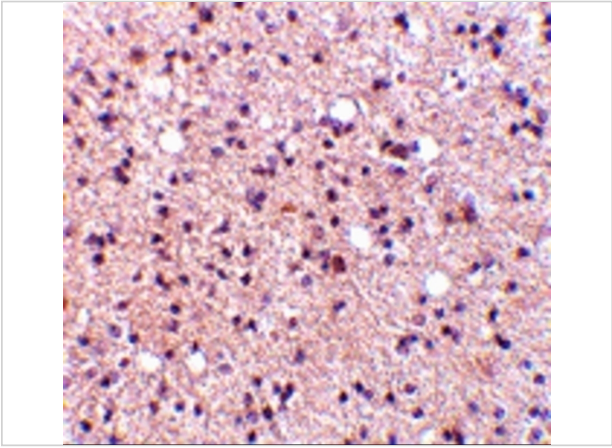
Properties

Purification	NPAS3 Antibody is affinity chromatography purified via peptide column.
Clonality	Polyclonal
Isotype	IgG
Physical State	Liquid
Buffer	NPAS3 Antibody is supplied in PBS containing 0.02% sodium azide.
Concentration	1 mg/mL
Storage Conditions	NPAS3 antibody can be stored at 4°C for three months and -20°C, stable for up to one year. As with all antibodies care should be taken to avoid repeated freeze thaw cycles. Antibodies should not be exposed to prolonged high temperatures.



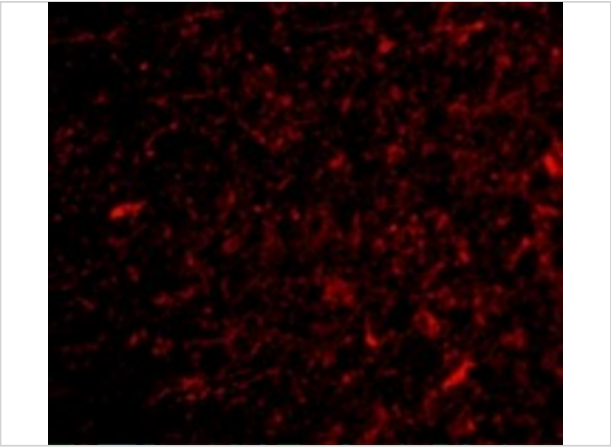
NPAS3 Antibody 1

Western blot analysis of NPAS3 in rat brain tissue lysate with NPAS3 antibody at (A) 0.5, (B) 1 and (C) 2 μ g/mL.



NPAS3 Antibody 2

Immunohistochemistry of NPAS3 in human brain tissue with NPAS3 antibody at 5 μ g/mL.



NPAS3 Antibody 3

Immunofluorescence of NPAS3 in Human Brain cells with NPAS3 antibody at 20 μ g/mL.

Disclaimer

Disclaimer	Optimal dilutions/concentrations should be determined by the end user. The information provided is a guideline for product use. This product is for research use only.
------------	--

For research use only. For additional information, visit ProSci's [Terms and Conditions Page](#).