

## PJA1 Antibody

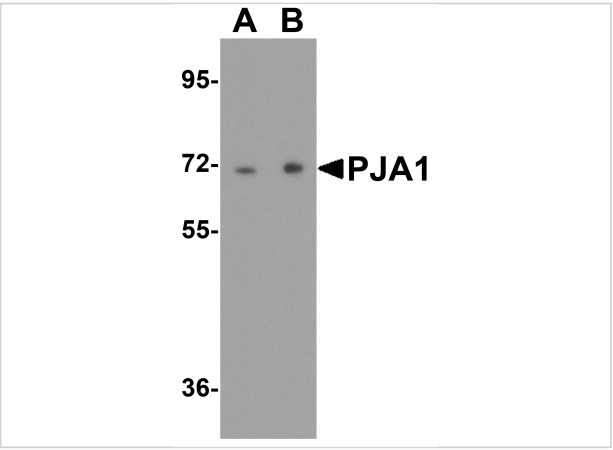
CATALOG NUMBER: 8069

### Specifications

Host Species	Rabbit
Species Reactivity	Human, Mouse, Rat
Immunogen	PJA1 antibody was raised against a 19 amino acid peptide near the amino terminus of human PJA1. The immunogen is located within amino acids 50 - 100 of PJA1.
Conjugate	Unconjugated
Tested Applications	ELISA, IF, IHC-P, WB
User Note	Optimal dilutions for each application to be determined by the researcher.
Specificity	PJA1 antibody is human, mouse and rat reactive. At least two isoforms of PJA1 are known to exist; this antibody will detect both isoforms.
Predicted Molecular Weight	Predicted: 71 kDa Observed: 71 kDa

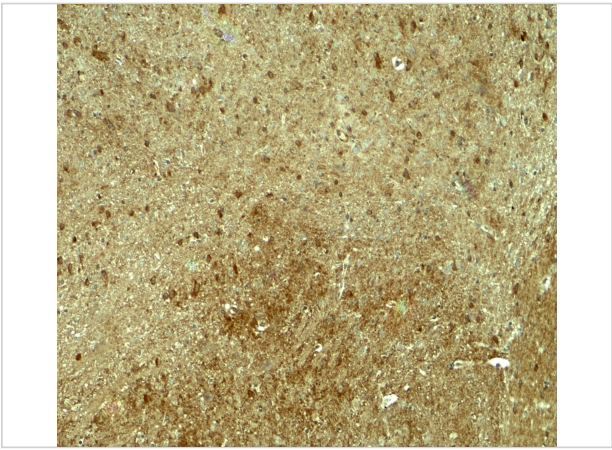
### Properties

Purification	PJA1 antibody is affinity chromatography purified via peptide column.
Clonality	Polyclonal
Isotype	IgG
Physical State	Liquid
Buffer	PJA1 antibody is supplied in PBS containing 0.02% sodium azide.
Concentration	1 mg/mL
Storage Conditions	PJA1 antibody can be stored at 4°C for three months and -20°C, stable for up to one year.



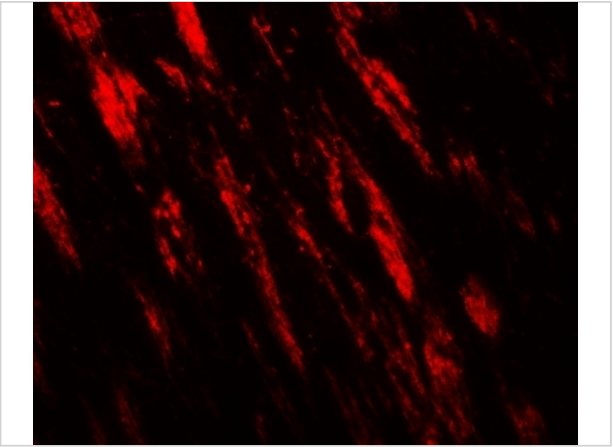
PJA1 Antibody 1

Western blot analysis of PJA1 in human brain tissue lysate with PJA1 antibody at (A) 0.25 and (B) 0.5  $\mu$ g/ml.



PJA1 Antibody 2

Immunohistochemistry of PJA1 in mouse brain tissue with PJA1 antibody at 5  $\mu$ g/ml.



PJA1 Antibody 3

Immunofluorescence of PJA1 in mouse brain tissue with PJA1 antibody at 20  $\mu$ g/ml.

Disclaimer

Disclaimer	Optimal dilutions/concentrations should be determined by the end user. The information provided is a guideline for product use. This product is for research use only.
------------	------------------------------------------------------------------------------------------------------------------------------------------------------------------------

For research use only. For additional information, visit ProSci's [Terms and Conditions Page](#).