

UVRAG Antibody

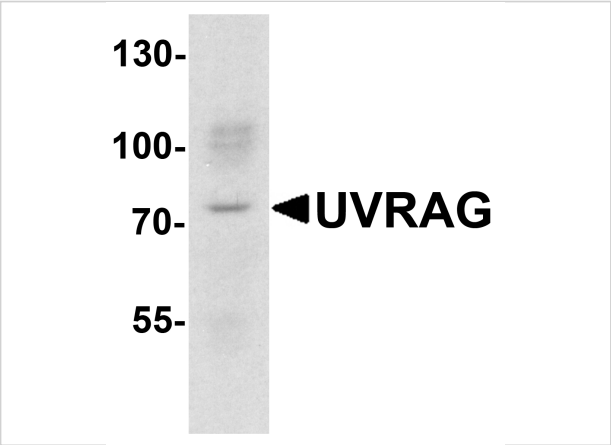
CATALOG NUMBER: 7947

Specifications

Host Species	Rabbit
Species Reactivity	Human, Mouse
Immunogen	UVRAG antibody was raised against an 18 amino acid peptide near the carboxy terminus of human UVRAG. The immunogen is located within amino acids 490 - 540 of UVRAG.
Conjugate	Unconjugated
Tested Applications	ELISA, IF, IHC-P, WB
User Note	Optimal dilutions for each application to be determined by the researcher.
Specificity	UVRAG antibody is human and mouse reactive.
Predicted Molecular Weight	Predicted: 77 kDa Observed: 75 kDa

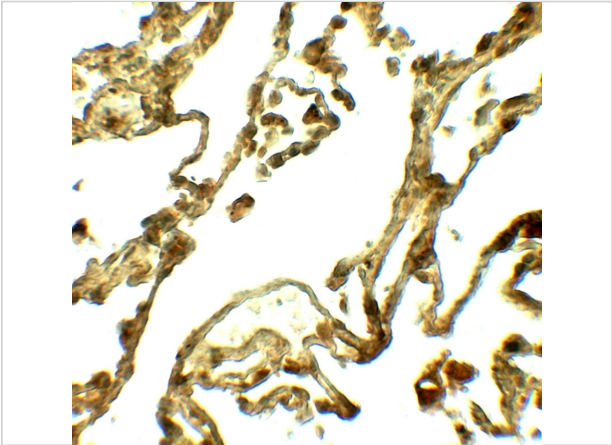
Properties

Purification	UVRAG antibody is affinity chromatography purified via peptide column.
Clonality	Polyclonal
Isotype	IgG
Physical State	Liquid
Buffer	UVRAG antibody is supplied in PBS containing 0.02% sodium azide.
Concentration	1 mg/mL
Storage Conditions	UVRAG antibody can be stored at 4°C for three months and -20°C, stable for up to one year.



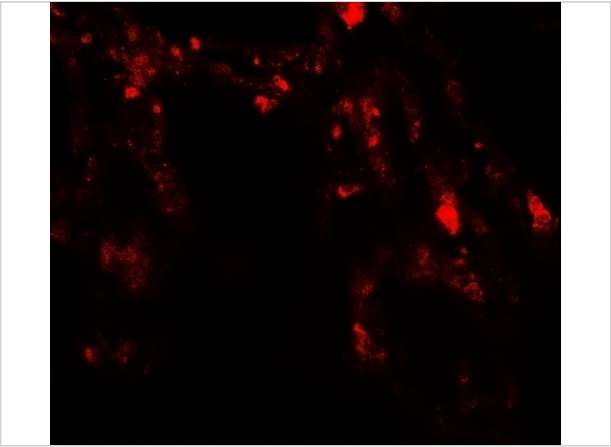
UVRAG Antibody 1

Western blot analysis of UVRAG in mouse lung tissue lysate with UVRAG antibody at 1 µg/ml.



UVRAG Antibody 2

Immunohistochemistry of UVRAG in human lung tissue with UVRAG antibody at 5 µg/ml.



UVRAG Antibody 3

Immunofluorescence of UVRAG in human lung tissue with UVRAG antibody at 20 µg/ml.

Disclaimer

Disclaimer	Optimal dilutions/concentrations should be determined by the end user. The information provided is a guideline for product use. This product is for research use only.
------------	--

For research use only. For additional information, visit ProSci's [Terms and Conditions Page](#).