

## AGTR1 Antibody

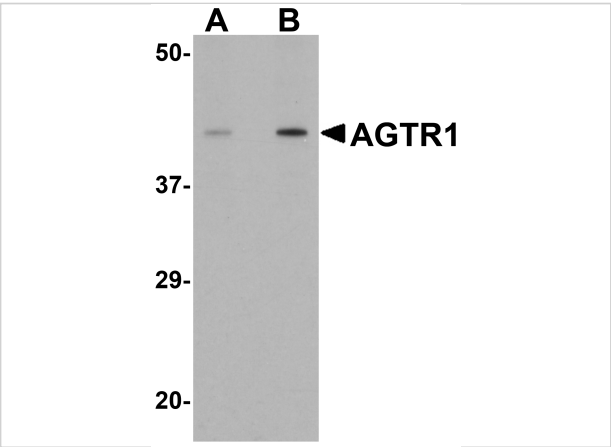
CATALOG NUMBER: 5391

### Specifications

<b>Host Species</b>	Rabbit
<b>Species Reactivity</b>	Human, Mouse, Rat
<b>Homology</b>	Predicted species reactivity based on immunogen sequence: Pig: (100%), Guinea pig: (100%), Rabbit: (100%), Sheep: (94%), Bovine: (94%), Chicken: (81%)
<b>Immunogen</b>	AGTR1 antibody was raised against a 16 amino acid synthetic peptide from near the center of human AGTR1. The immunogen is located within amino acids 210 - 260 of AGTR1.
<b>Conjugate</b>	Unconjugated
<b>Tested Applications</b>	ELISA, IF, IHC-P, WB
<b>User Note</b>	Optimal dilutions for each application to be determined by the researcher.

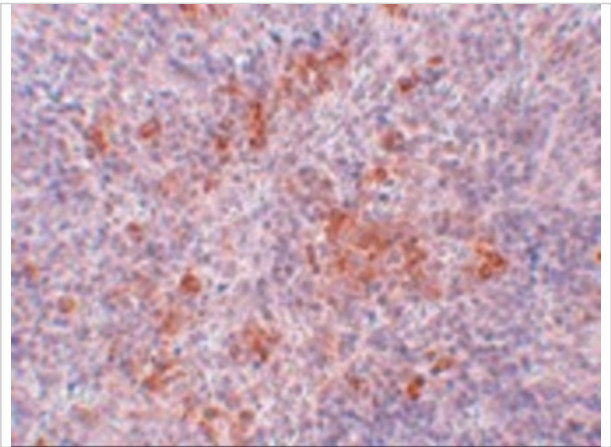
### Properties

<b>Purification</b>	AGTR1 Antibody is affinity chromatography purified via peptide column.
<b>Clonality</b>	Polyclonal
<b>Isotype</b>	IgG
<b>Physical State</b>	Liquid
<b>Buffer</b>	AGTR1 Antibody is supplied in PBS containing 0.02% sodium azide.
<b>Concentration</b>	1 mg/mL
<b>Storage Conditions</b>	AGTR1 antibody can be stored at 4°C for three months and -20°C, stable for up to one year. As with all antibodies care should be taken to avoid repeated freeze thaw cycles. Antibodies should not be exposed to prolonged high temperatures.



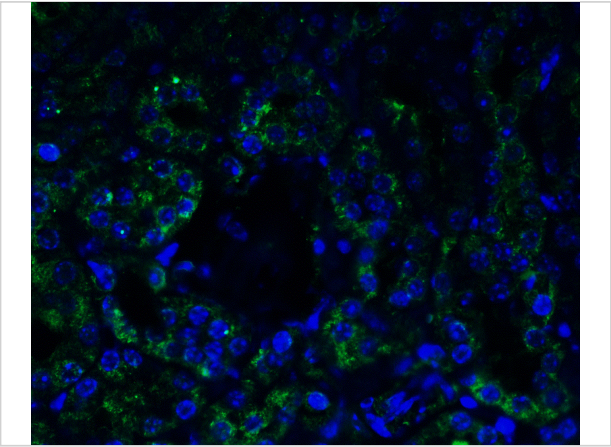
AGTR1 Antibody 1

Western blot analysis of AGTR1 in mouse kidney tissue lysate with AGTR1 antibody at (A) 1 and (B) 2 µg/mL.



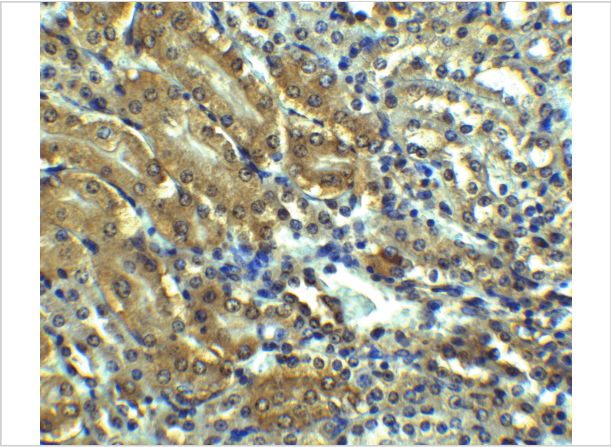
AGTR1 Antibody 2

Immunohistochemistry of AGTR1 in mouse kidney tissue with AGTR1 antibody at 2.5 µg/mL.



AGTR1 Antibody 3

Immunofluorescence of AGTR1 in Mouse Kidney cells with AGTR1 antibody at 5 µg/mL.



AGTR1 Antibody 4

Immunohistochemistry of AGTR1 in mouse kidney tissue with AGTR1 antibody at 2.5 µg/mL.

Disclaimer

Disclaimer	Optimal dilutions/concentrations should be determined by the end user. The information provided is a guideline for product use. This product is for research use only.
------------	--

For research use only. For additional information, visit ProSci's [Terms and Conditions Page](#).