



ProSci Incorporated
12170 Flint Place
Poway, CA 92064, USA
prosci-inc.com

P: +1 (888) 513-9525
Local: +1 (858) 513-2638
Fax: +1 (858) 513-2692

customercare@prosci-inc.com
techsupport@prosci-inc.com

HAAO Antibody


CATALOG NUMBER: 5251

Specifications

Host Species	Rabbit
Species Reactivity	Human, Mouse, Rat
Homology	Predicted species reactivity based on immunogen sequence: Bovine: (100%)
Immunogen	HAAO antibody was raised against a 17 amino acid synthetic peptide near the amino terminus of human HAAO. The immunogen is located within amino acids 30 - 80 of HAAO.
Conjugate	Unconjugated
Tested Applications	ELISA, IF, IHC-P, WB
User Note	Optimal dilutions for each application to be determined by the researcher.

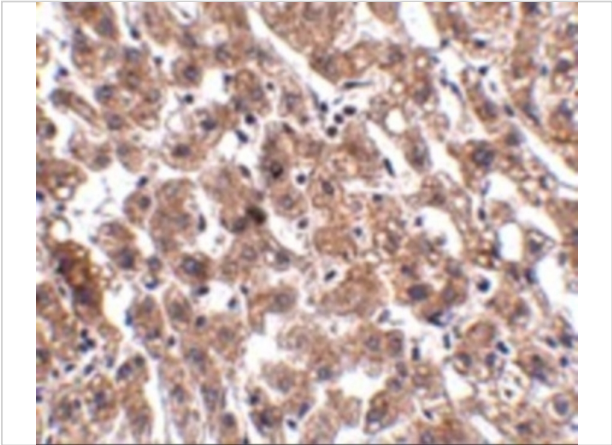
Properties

Purification	HAAO Antibody is affinity chromatography purified via peptide column.
Clonality	Polyclonal
Isotype	IgG
Physical State	Liquid
Buffer	HAAO Antibody is supplied in PBS containing 0.02% sodium azide.
Concentration	1 mg/mL
Storage Conditions	HAAO antibody can be stored at 4°C for three months and -20°C, stable for up to one year. As with all antibodies care should be taken to avoid repeated freeze thaw cycles. Antibodies should not be exposed to prolonged high temperatures.



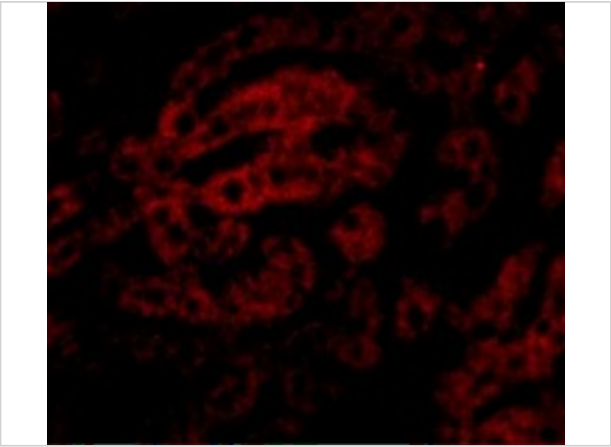
HAAO Antibody 1

Western blot analysis of HAAO in Mouse liver tissue lysate with HAAO antibody at 1 µg/mL.



HAAO Antibody 2

Immunohistochemistry of HAAO in human liver tissue with HAAO antibody at 2.5 µg/mL.



HAAO Antibody 3

Immunofluorescence of HAAO in Human Liver cells with HAAO antibody at 20 µg/mL.

Disclaimer

Disclaimer	Optimal dilutions/concentrations should be determined by the end user. The information provided is a guideline for product use. This product is for research use only.
-------------------	--

For research use only. For additional information, visit ProSci's [Terms and Conditions Page](#).